




PHARMA BY THE NUMBERS

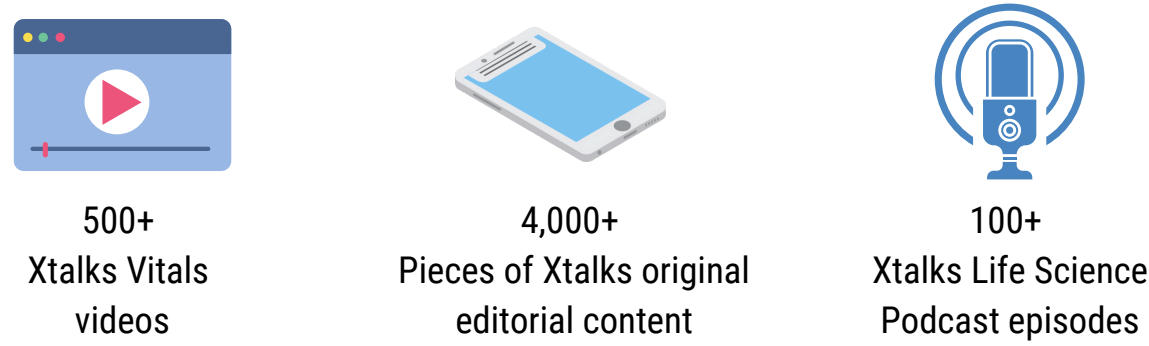
A Retrospective Look at the Industry and 20 Years of Xtalks History

In October 2022, Xtalks celebrated our 20th anniversary. Here's how we have grown alongside the evolving pharmaceutical industry in the two decades since we started building the most comprehensive collection of pharma and biotech webinars on the internet.

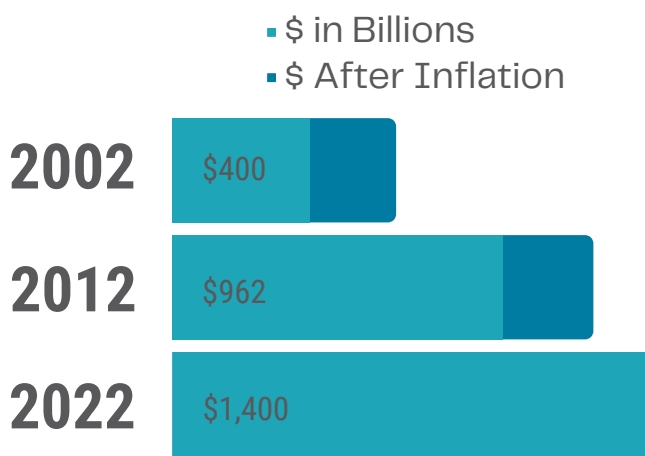
Each year Xtalks hosts:*



Xtalks in-house journalists have created:



VALUE OF THE GLOBAL PHARMA INDUSTRY

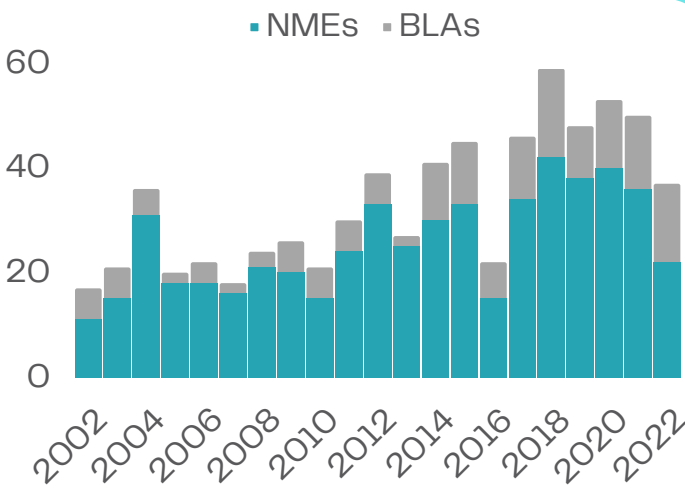


TOP 3 PHARMA COMPANIES BY REVENUE

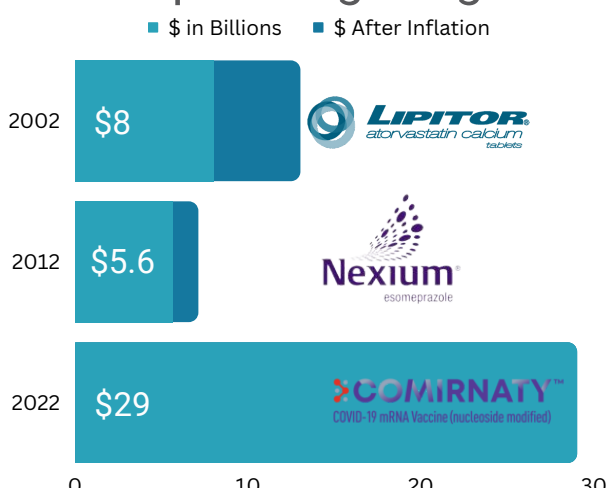
	2002	2012	2022
1	MERCK	Pfizer	Pfizer
2	Johnson & Johnson	NOVARTIS	國藥控股股份有限公司** SINOPHARM GROUP CO. LTD.
3	Pfizer	MERCK	abbvie

New Drug Approvals

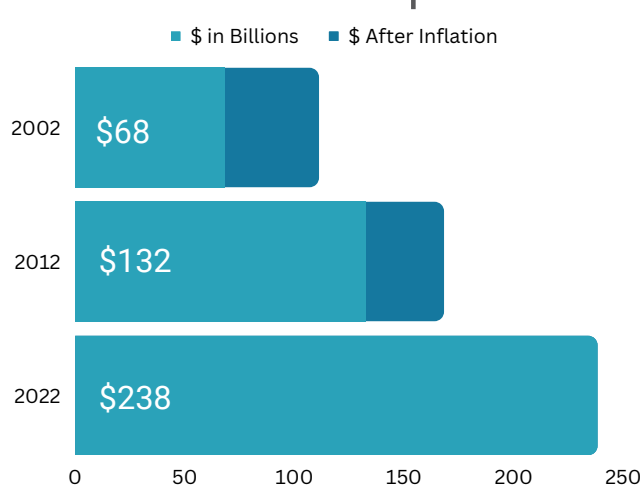
The number of new drugs approved by the FDA each year has been trending upward since 2002, peaking in 2018 at 59.



Top-Selling Drugs



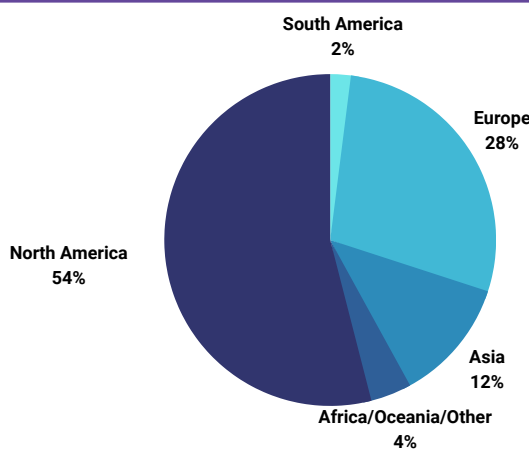
Pharma R&D Expenditure



The Xtalks Global Audience



Members in 95% of all countries



Xtalks members include professionals from all of the:

- Top 20 big pharma companies
- Top 10 mid-size pharmas
- Top 10 small biotechs

Xtalks is the top choice for leading service providers and innovators across the drug development pipeline, from discovery to commercialization



10/10 of the Top Global CROs have worked with Xtalks



13,248 hours of live webinars viewed in 2022

552 Days



Every 20 minutes An industry professional registers for a new account on the Xtalks.com community

6,600 hours of recorded webinars viewed in 2022

275 Days

STAY COMPETITIVE IN YOUR INDUSTRY.

Join Now

READY TO REACH YOUR AUDIENCE?

Contact Us

See accompanying article for sources.

* All figures are averages calculated across multiple years

** Pharmaceutical distribution segment